

Criminal Justice Coordinating Council

DATA PRESENTATION

March 21, 2019

ARREST DATA

by Police Jurisdiction, Type of Offense,
and Race

Important Points to Keep in Mind about Arrest Data

- Arrest data only shows us alleged crimes (i.e., prior to the court process) that are KNOWN to law enforcement AND with criteria/decision to arrest.
- So this will only include incidents in which people call law enforcement to respond or that are observed by law enforcement officers.
- It is important to think about under what circumstances people call law enforcement to be involved, because that also shapes these numbers.
- There is also variation in police jurisdictions' priorities based on various community features (such as geographic location, urban/rural, etc.), leadership, community demands, and limits of public safety resources.
- Because arrest occurs before the court process begins, some of the charges will be dropped or modified through the court process as well.

Data Source for Today's Presentation

- Today I am only showing the analyses I have done using the **Wisconsin Department of Justice (DOJ) Uniform Crime Reporting (UCR) Data**.
- That data was already broken down by police jurisdiction, so I could begin with that data immediately and was able to finish analyzing that data first.
- As I continued my analysis, important and interesting patterns became evident that required me to continue to break down the data further, requiring more time, so I was not able to finish the Spillman data analysis for today.
- I will present the Spillman data analysis in the future.

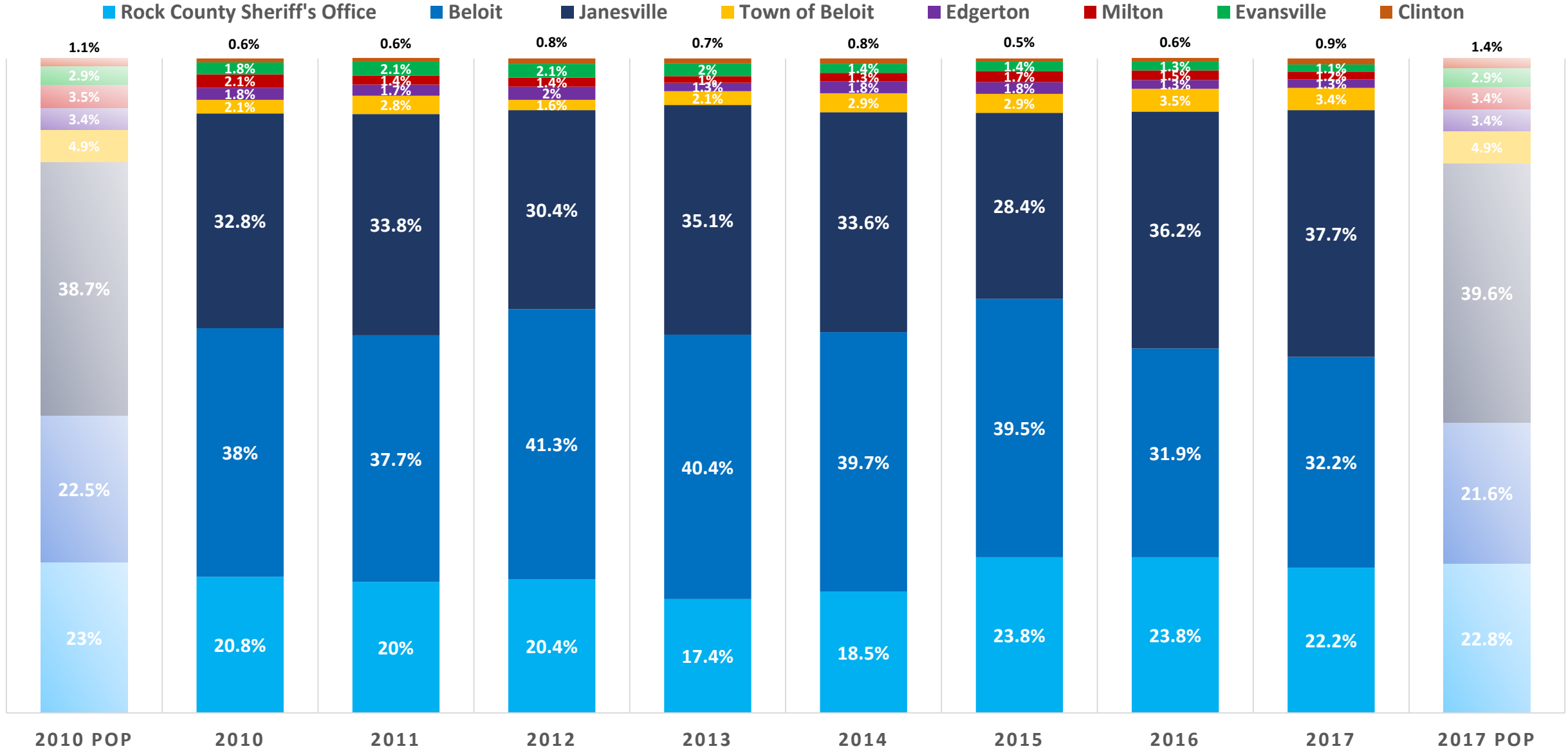
REVIEW: Examining Wisconsin Department of Justice (DOJ) Uniform Crime Reporting (UCR) Data

- The DOJ UCR arrest counts are based on the most serious charge reported to the UCR program for the individual arrested in an incident, rather than the number of charges; often there are multiple charges per incident/arrest.
- The counts also contain some duplicated individuals who have multiple incidents of arrest in that year.
- Even though it is local law enforcement agencies reporting this data to the state, the data is already aggregated/combined into counts of each crime type—and these crime type categories are driven by the federal government.
- This means I have no control over the categories and I cannot look at the data from the individual level like I can with the Spillman data because the counts are already grouped and categorized.
- The data is also only categorized in terms of race and not Hispanic/Latino ethnicity, so we're not able to look at arrests of Hispanic/Latino adults in a separate category with this data. (NOTE: Most Hispanic/Latino individuals identify their race as "white.")

Important Overall Patterns

- The 3 largest jurisdictions are obviously Beloit Police Department (BPD), Janesville Police Department (JPD), and Rock County Sheriff's Office (RCSO).
- **About 92% of arrests in Rock County are from these 3 jurisdictions**, so I did more analysis on them.
- Overall patterns over time:
 - **Population size is relatively constant** in nearly all jurisdictions (more growth in Janesville and Clinton).
 - **Arrest numbers go down** between 2010 and 2017 in all but 2 jurisdictions (Town of Beloit and Clinton—where there has also been some population growth).

**FIGURE 1. PERCENTAGE OF ALL ADULT ARRESTS IN ROCK COUNTY BY POLICE JURISDICTION, 2010-17
(WITH POPULATION PERCENTAGES)**



TOTALS OF ALL ADULT ARRESTS IN ROCK COUNTY

2010 County Pop.	2010	2011	2012	2013	2014	2015	2016	2017	2017 County Pop.
120,287	10,967	10,265	10,400	9,360	9,276	9,134	9,210	8,908	124,376

Other Overall Patterns

- **City of Beloit** had about 22% of the Rock County adult population in this time period and from about 38% to 41% of adult arrests in Rock County; however, the Beloit PD proportion of Rock County adult arrests **decreased** by 8% from 2015 to 2016, which is a noticeable drop in one year.
- In comparison, **city of Janesville** had about 39% of the Rock County adult population and from about 28% to over 37% of adult arrests in Rock County; however, the Janesville PD proportion of Rock County adult arrests **increased** by over 9% from 2015 to 2017.
- This means the rate of arrest per number in population has gone down in Beloit while increasing in Janesville. But these are moderate changes and this data cannot explain what is driving those overall patterns.
- **An important reminder:** those being arrested in a particular jurisdiction do not necessarily live in that jurisdiction.
- There is also a great deal of variation in proportions of the different crime types when comparing police jurisdictions which will become more clear as we go, starting with the largest 3 jurisdictions.

ARRESTS BY OFFENSE TYPE

Table 1. Arrest Type Categories in the Wisconsin Department of Justice Uniform Crime Reporting Data

Violent Crimes	Property Crimes	Society Crimes	Drug Crimes	Other Crimes
Murder, Non-negligent Manslaughter	Larceny Theft	Weapons	Drug Sale--Opium, Cocaine	Manslaughter by Negligence
Rape*	Motor Vehicle Theft	Prostitution and Commercial Vice	Drug Sale--Marijuana	Simple Assault
Robbery	Arson	Gambling	Drug Sale--Synthetic	Offenses Against Family and Children
Aggravated Assault	Forgery and Counterfeiting	Driving Under the Influence	Drug Sale--Other Dangerous	All Other Offenses
	Fraud	Liquor Laws	Drug Possession-- Opium, Cocaine	
	Embezzlement	Disorderly Conduct	Drug Possession-- Marijuana	
	Stolen Property	Vagrancy Violations	Drug Possession-- Synthetic	
	Vandalism	Curfew/Loitering Violations	Drug Possession--Other Dangerous	
		Sex Offenses*	Drug Unknown	

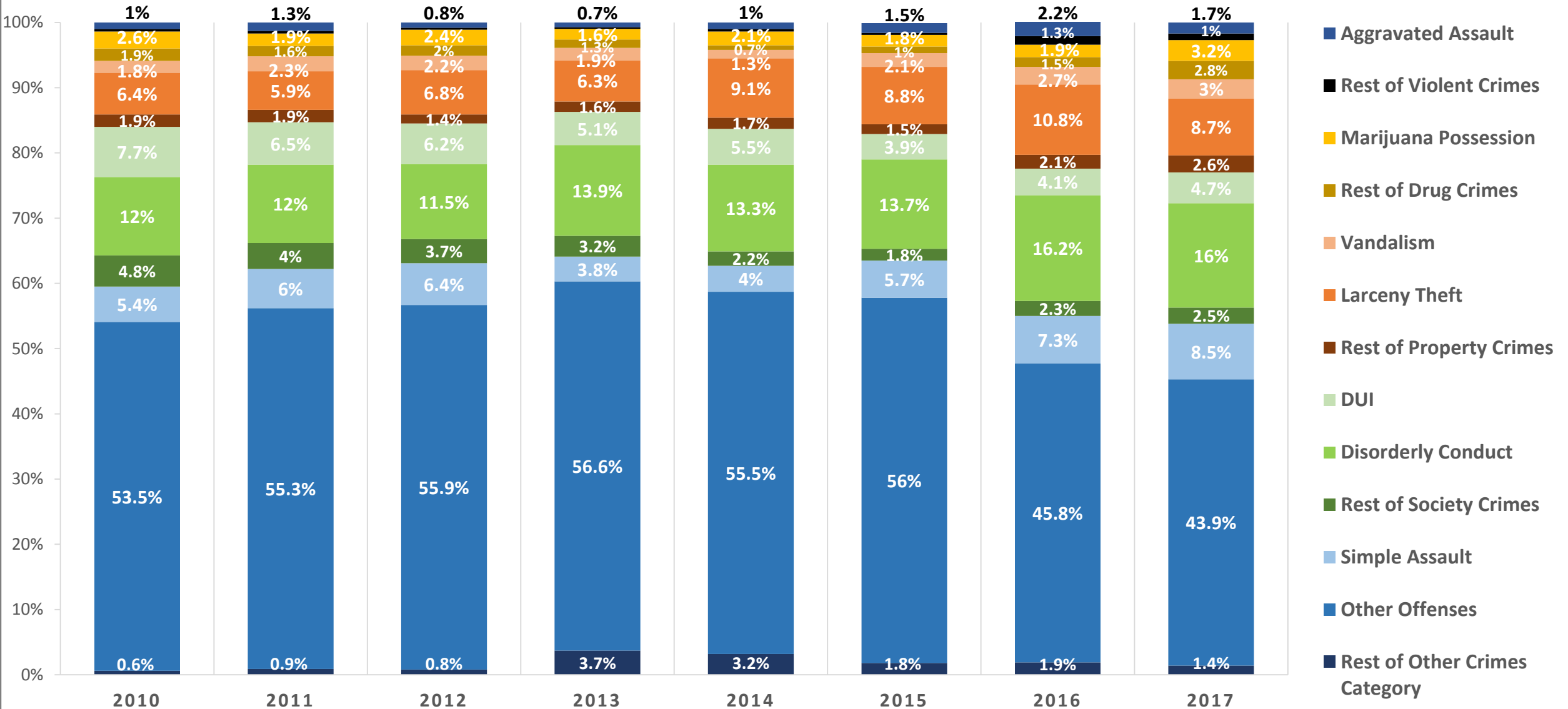
MOST FREQUENT OFFENSE ARRESTS ACROSS 2010-2017

(Offenses with Highest Number of Arrests at the Top)

Beloit PD	Janesville PD	Rock County Sheriff's Office
Other Offenses	Other Offenses	Other Offenses
Disorderly Conduct	Disorderly Conduct	Offenses Against Family and Children
Larceny Theft	Larceny Theft	DUI
Simple Assault and DUI similar arrest numbers	Simple Assault and DUI similar arrest numbers	Disorderly Conduct
Vandalism and Marijuana Possession similar arrest numbers	Vandalism and Marijuana Possession similar arrest numbers	Marijuana Possession

Most of these also have the highest racial disproportionality.

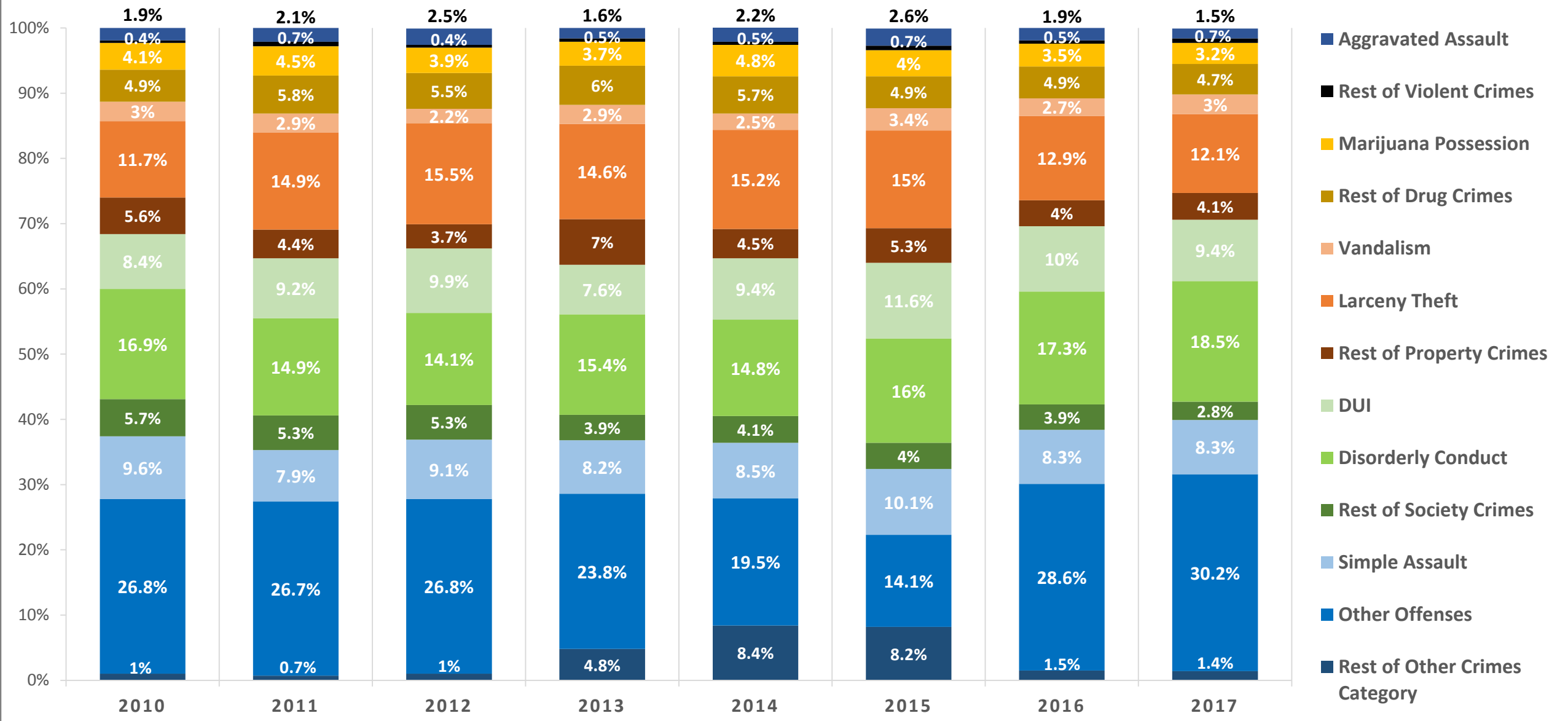
2A. БЕЛОИТ ПОЛИС ДЕПАРТМЕНТ АДУЛТ АРРЕСТС БЕУ КРИМЕ ТАЙПЕ/КАТЕГОРИ, 2010-17



Total Beloit Police Department Adult Arrests, 2010-2017

2010	2011	2012	2013	2014	2015	2016	2017	TOTAL (2010-17)
4,163	3,875	4,275	3,778	3,682	3,610	2,922	2,866	29,171

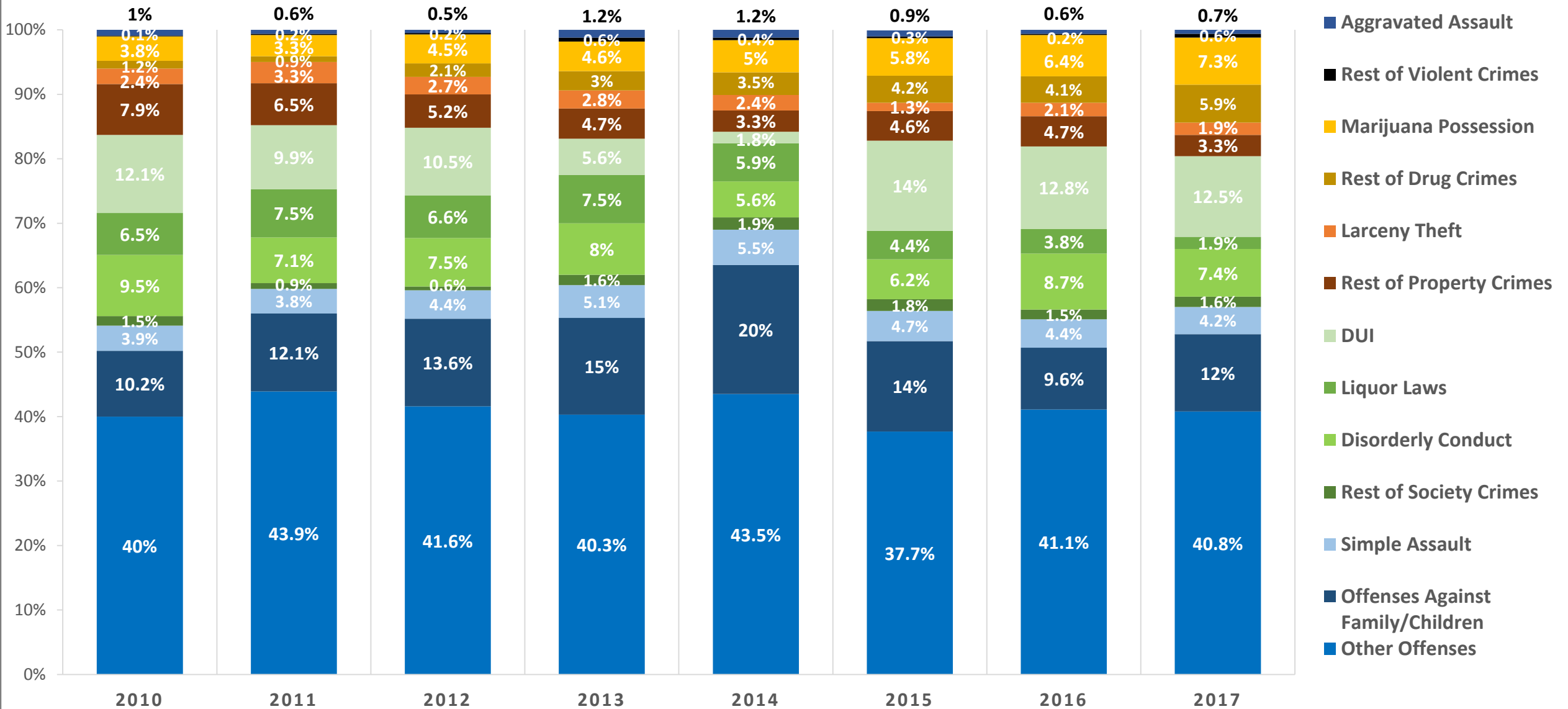
2B. JANESVILLE POLICE DEPARTMENT ADULT ARRESTS BY CRIME TYPE/CATEGORY 2010-17



Total Janesville Police Department Adult Arrests, 2010-2017

2010	2011	2012	2013	2014	2015	2016	2017	TOTAL (2010-17)
3,601	3,468	3,166	3,282	3,113	2,594	3,337	3,358	25,919

2C. ROCK COUNTY SHERIFF'S OFFICE ADULT ARRESTS BY CRIME TYPE/CATEGORY, 2010-17



Total Rock County Sheriff's Office Adult Arrests, 2010-2017

2010	2011	2012	2013	2014	2015	2016	2017	TOTAL (2010-17)
2,283	2,048	2,120	1,624	1,716	2,175	2,188	1,978	16,132

ARRESTS BY RACE

FIGURE 3A. ALL ADULTS ARRESTED BY BELOIT POLICE DEPARTMENT BY RACE, 2010-17

■ White ■ Black/African American ■ Another Race

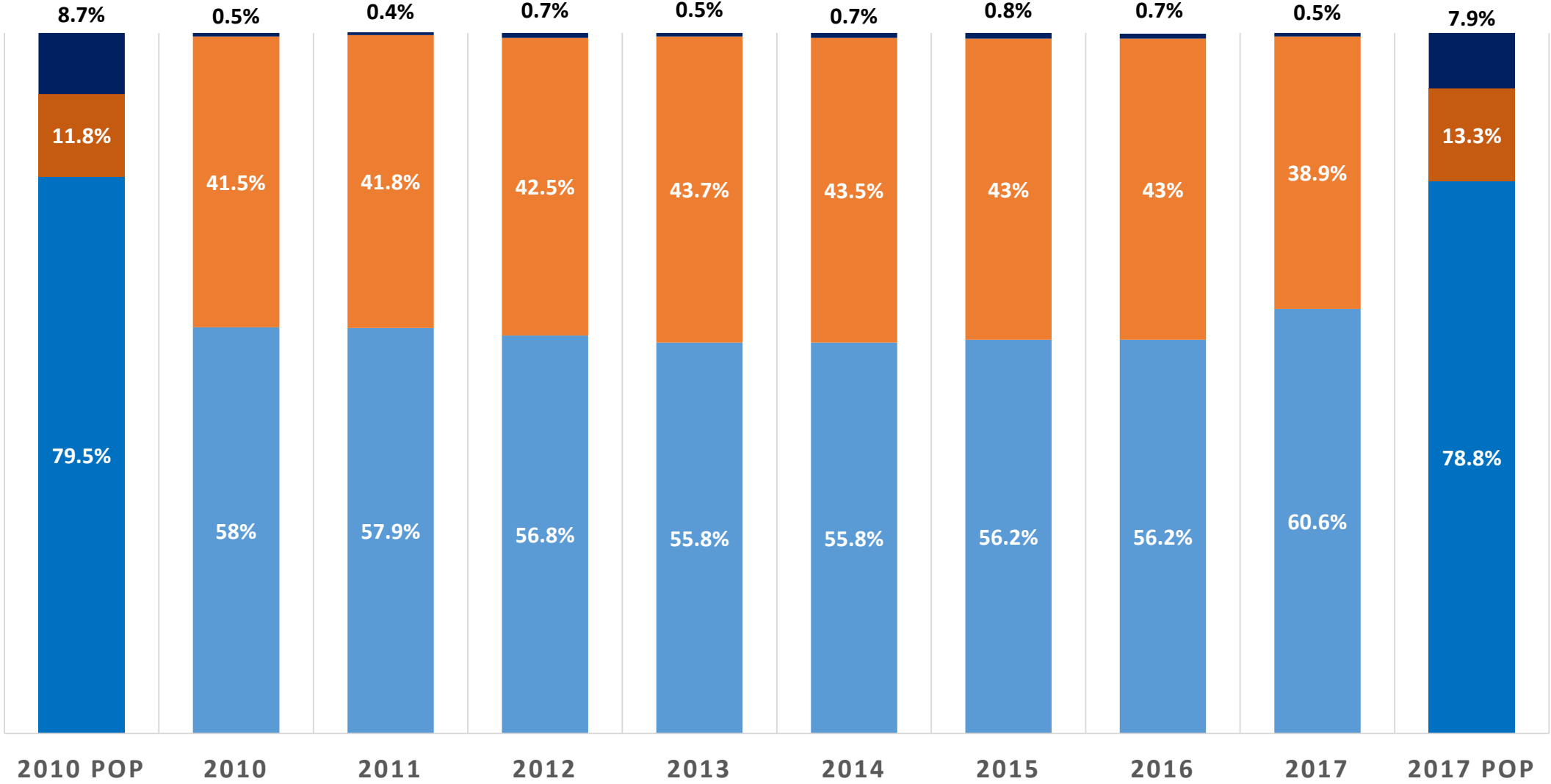


FIGURE 3B. ALL ADULTS ARRESTED BY JANESVILLE POLICE DEPARTMENT BY RACE, 2010-17

■ White ■ Black/African American ■ Another Race

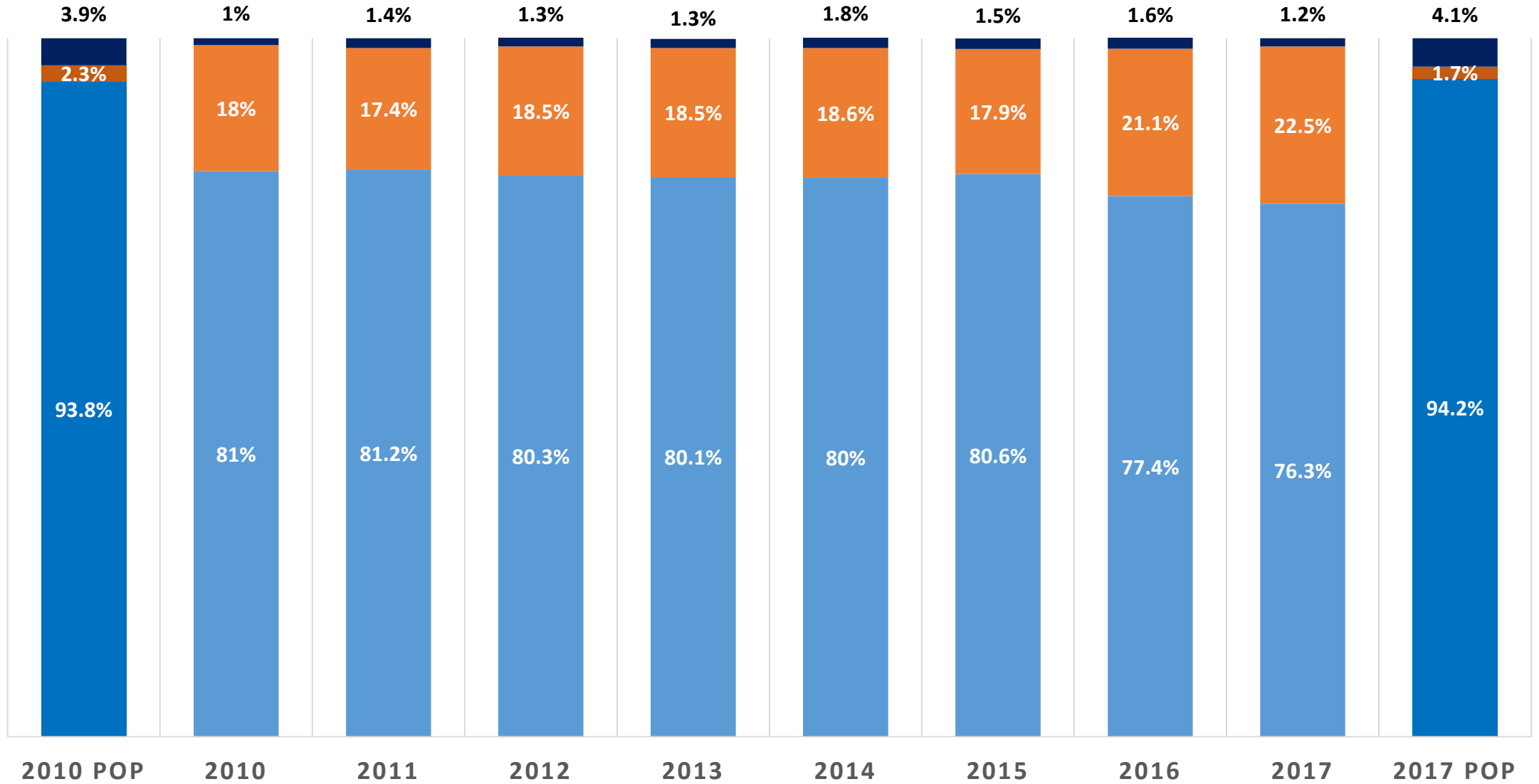
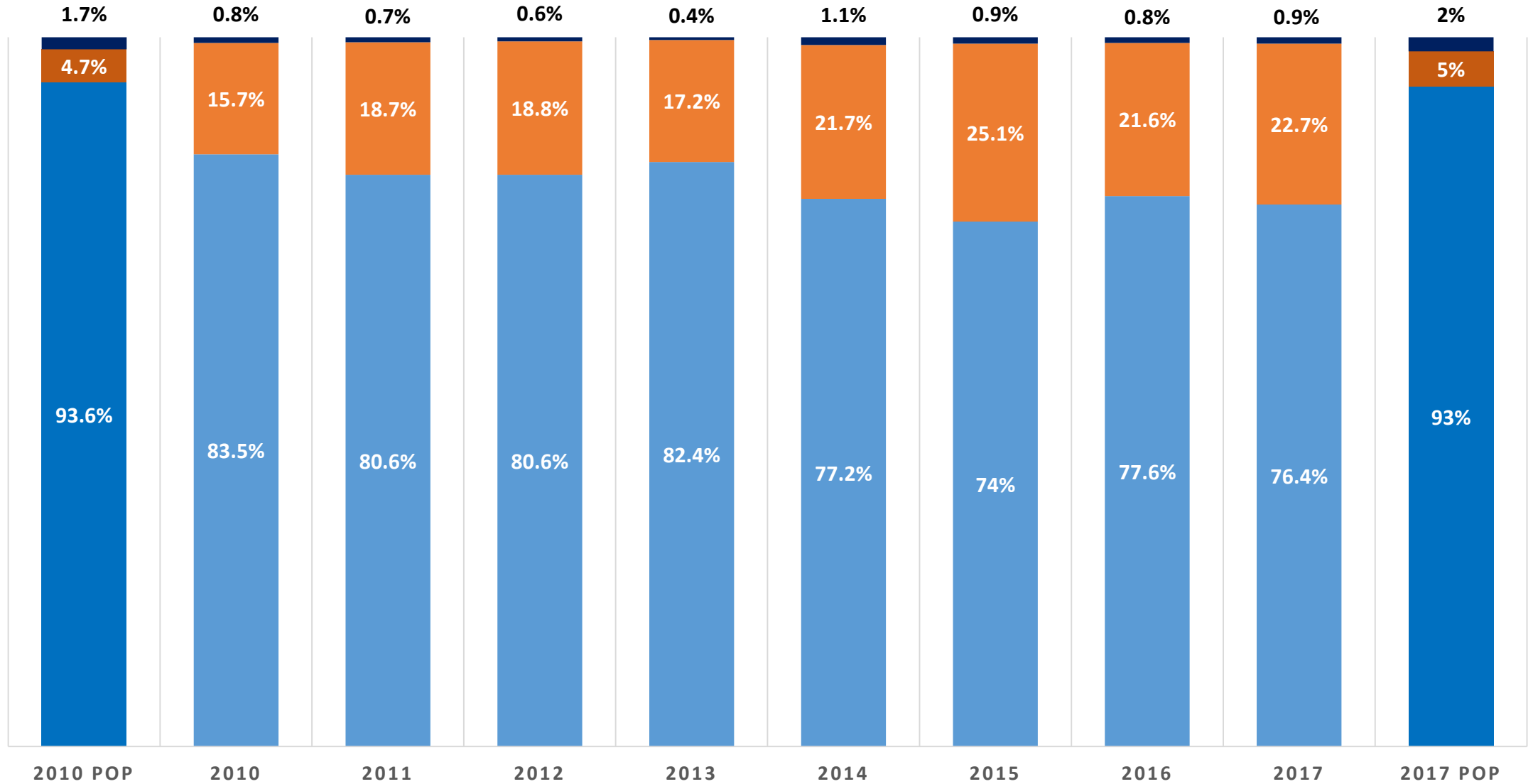


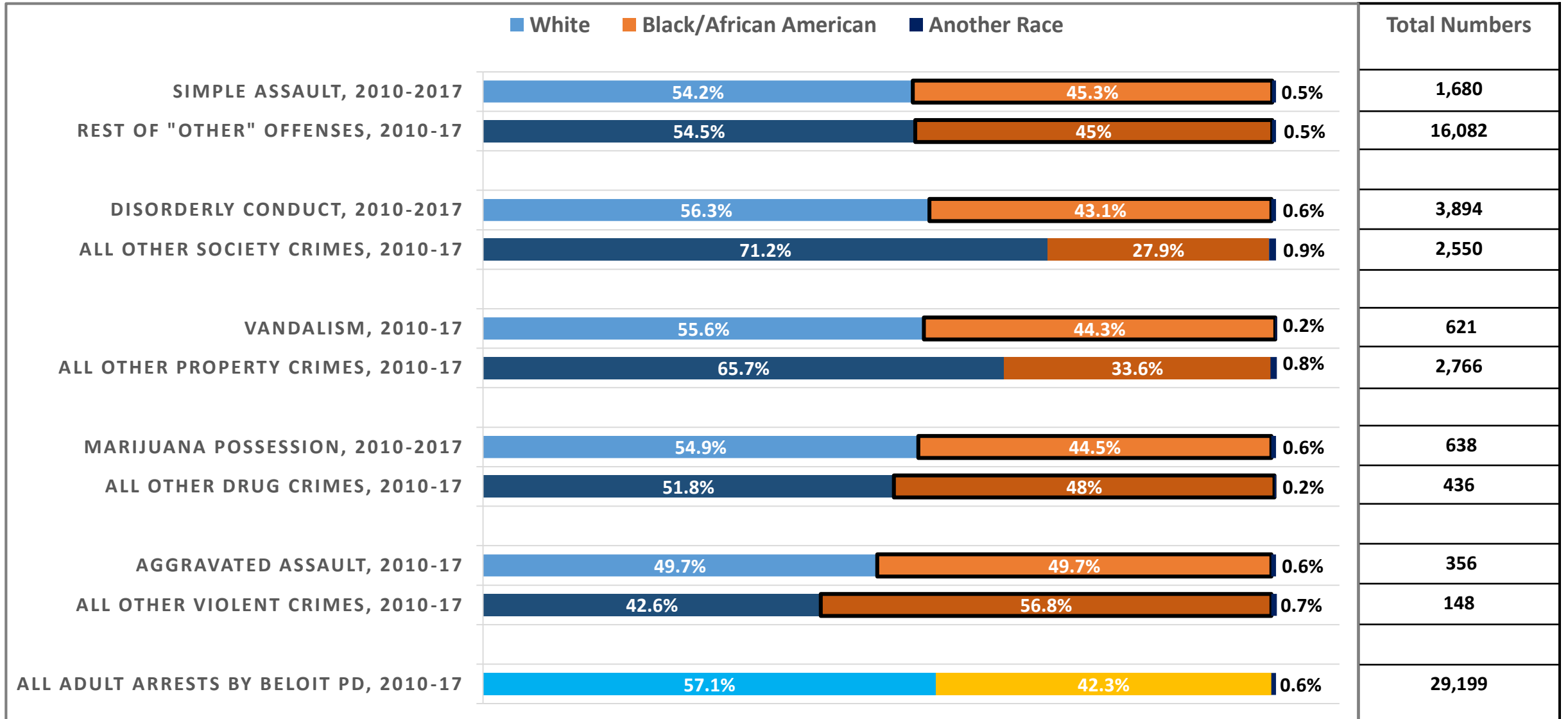
FIGURE 3C. ALL ADULTS ARRESTED BY ROCK COUNTY SHERIFF'S OFFICE BY RACE, 2010-17

■ White ■ Black/African American ■ Another Race

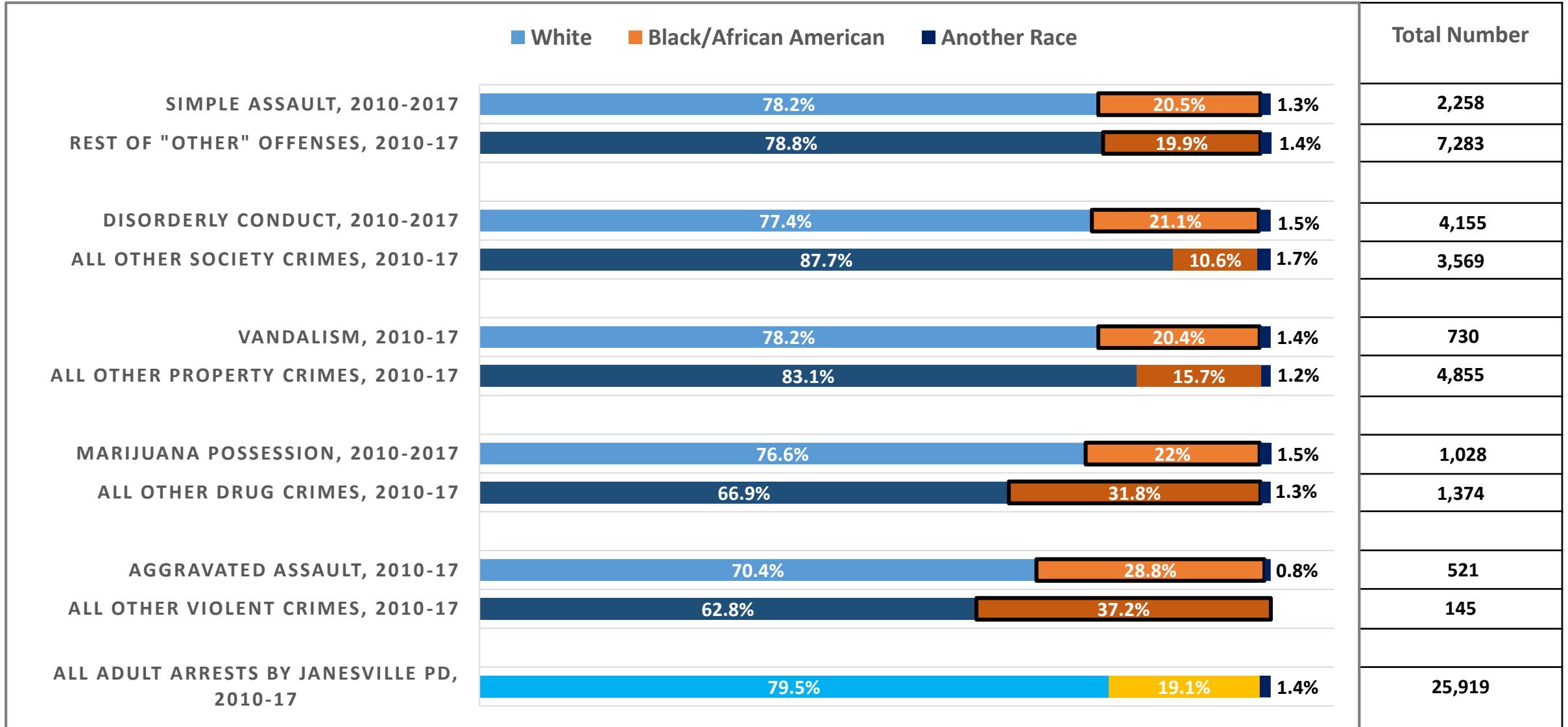


Comparing Arrest Offenses with Highest Racial Disproportionality

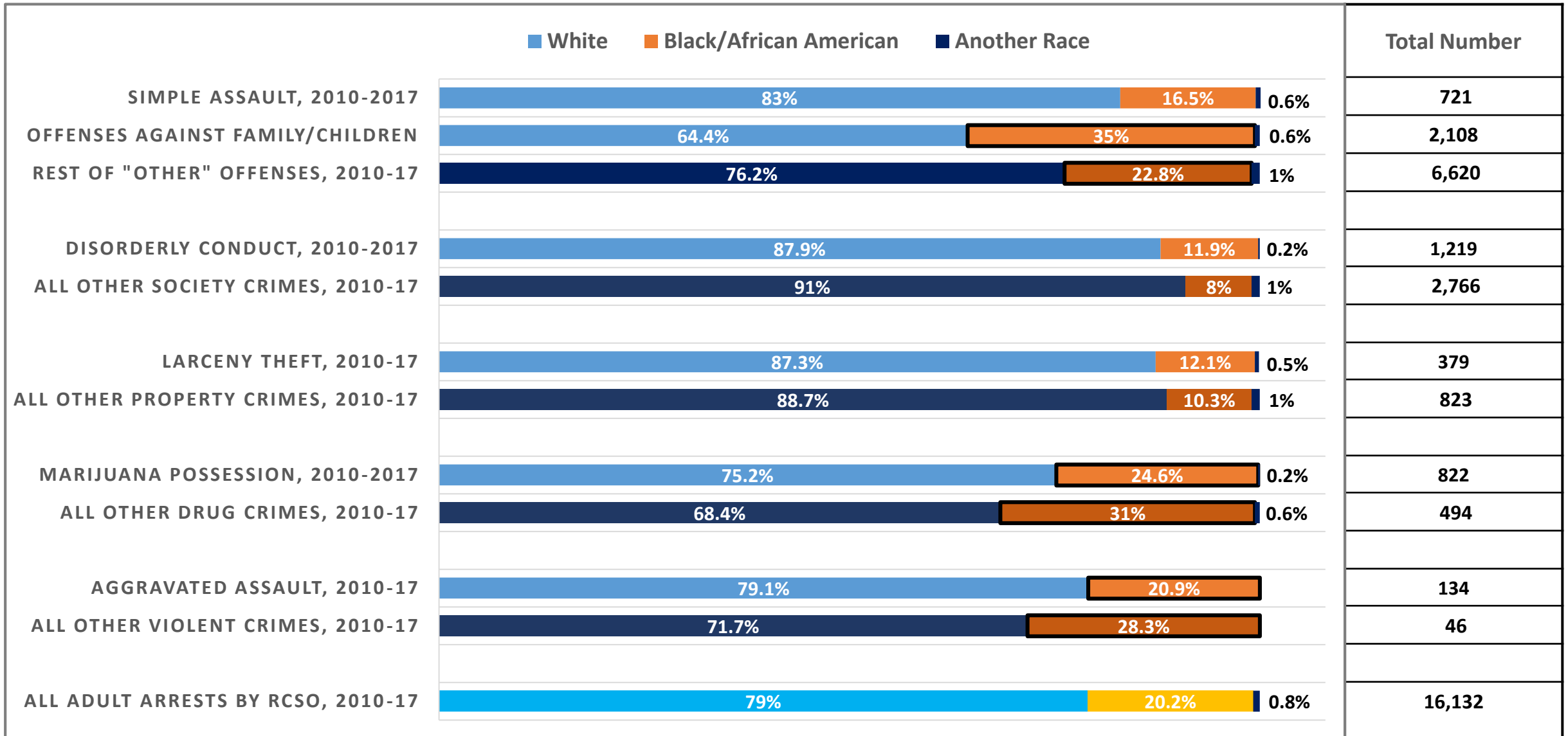
**Figure 4A. Beloit Police Department Adult Arrests
Comparing Arrest Offenses with HIGHEST RACIAL DISPROPORTIONALITY to Rest in Crime Category
2010-2017 COMBINED**



**Figure 4B. Janesville Police Department Adult Arrests
Comparing Arrest Offenses with HIGHEST RACIAL DISPROPORTIONALITY to Rest in Crime Category
2010-2017 COMBINED**

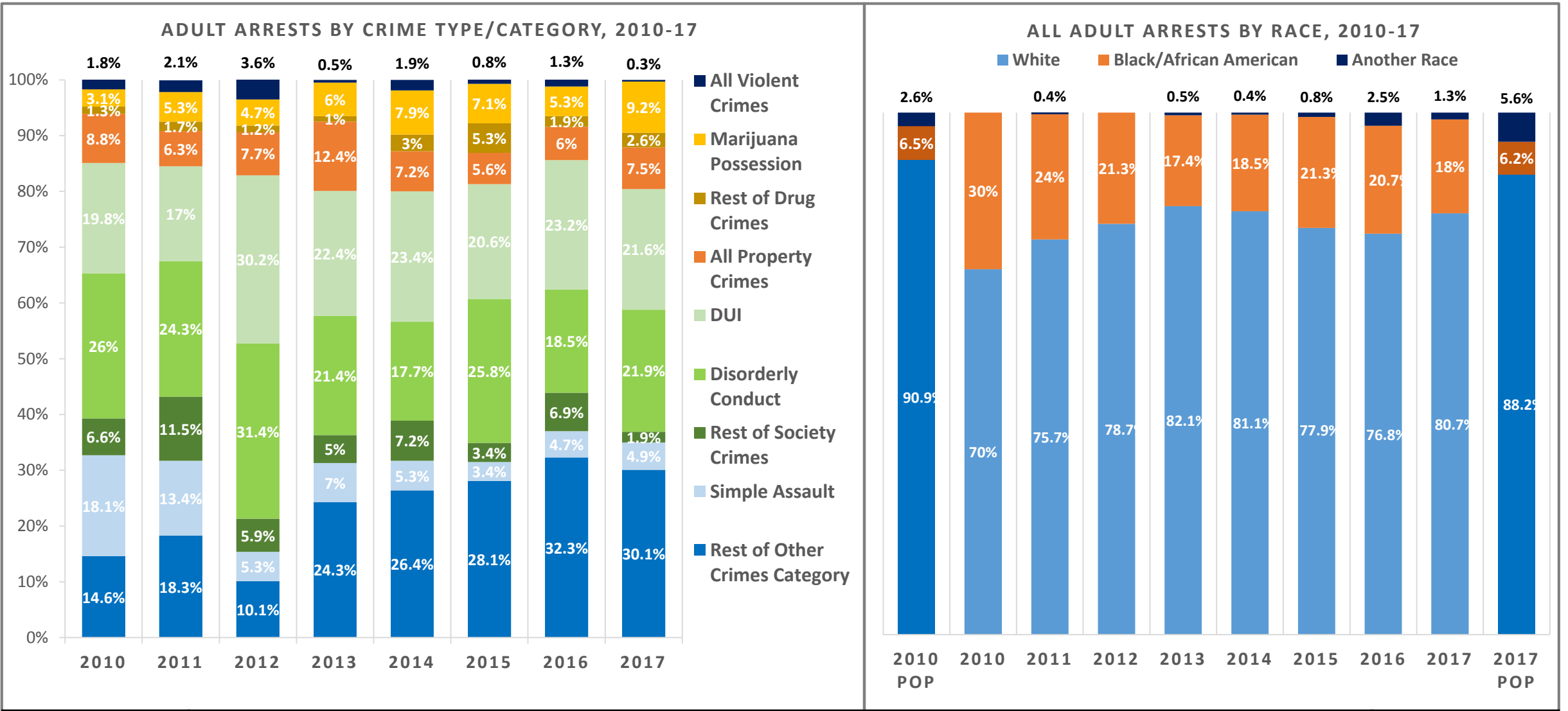


**Figure 4C. Rock County Sheriff's Office Adult Arrests
Comparing Arrest Offenses with HIGHEST RACIAL DISPROPORTIONALITY to Rest in Crime Category
2010-2017 COMBINED**



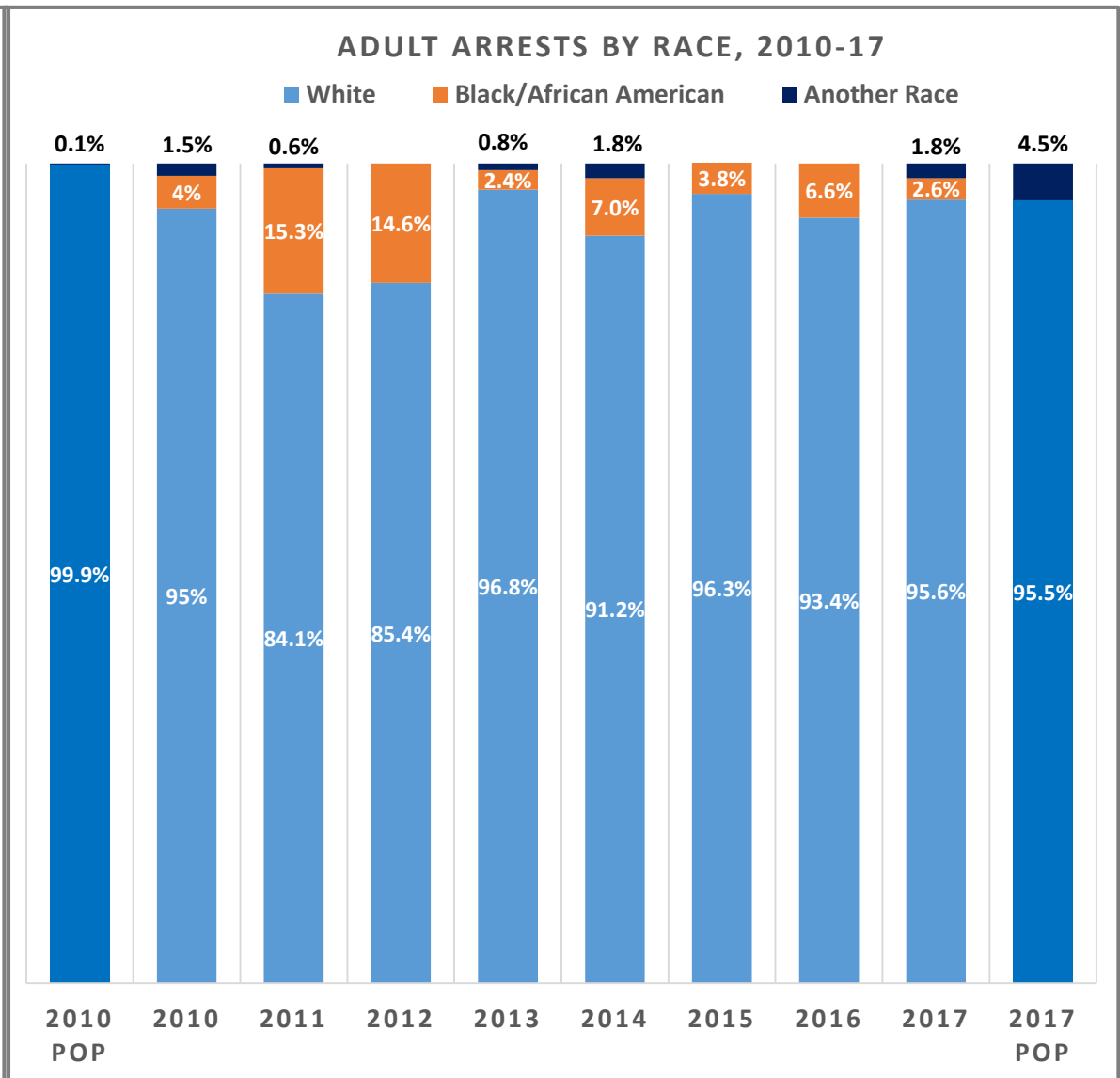
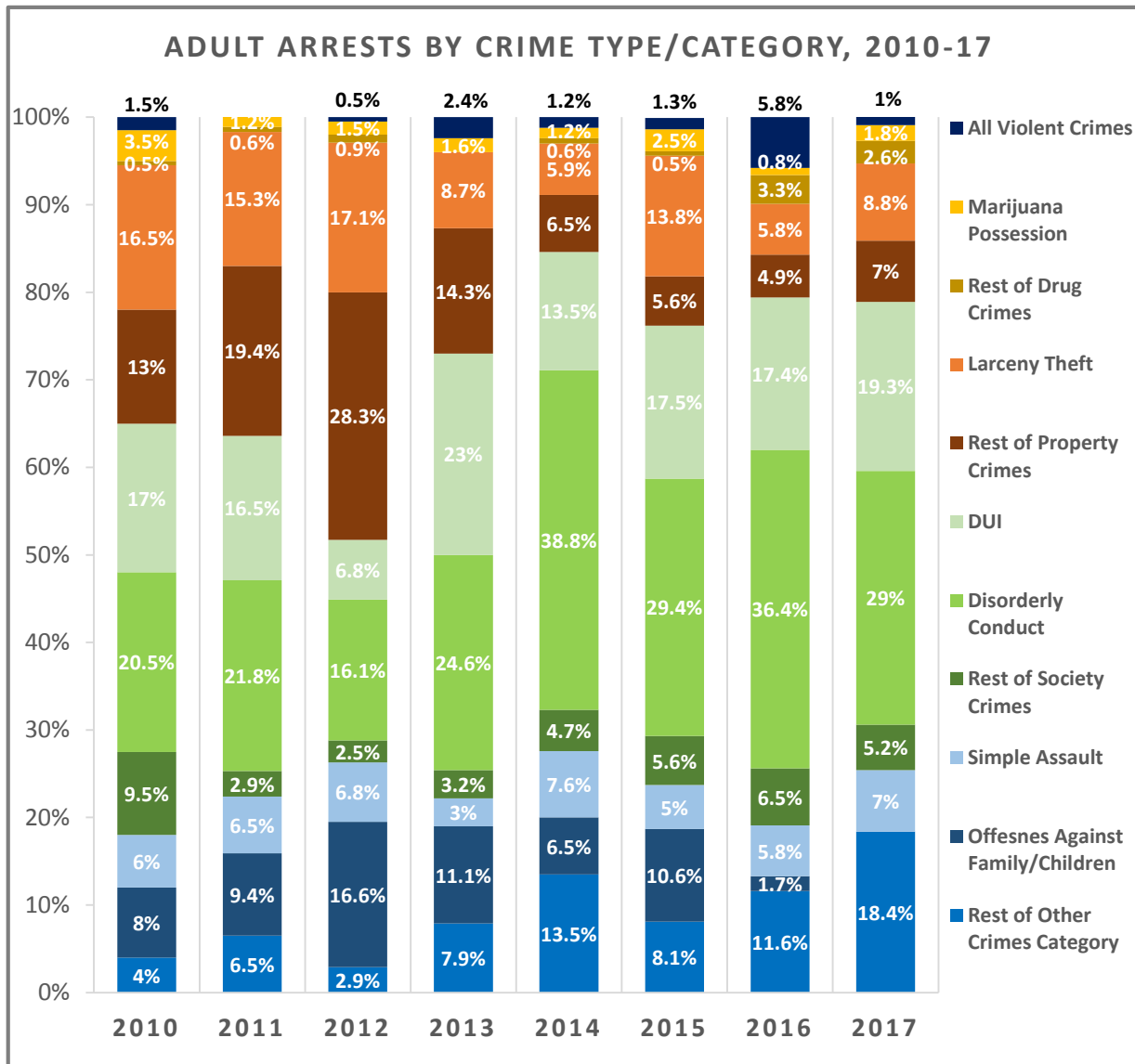
OTHER POLICE JURISDICTIONS

Adult Arrests by Town of Beloit Police Department, 2010-17



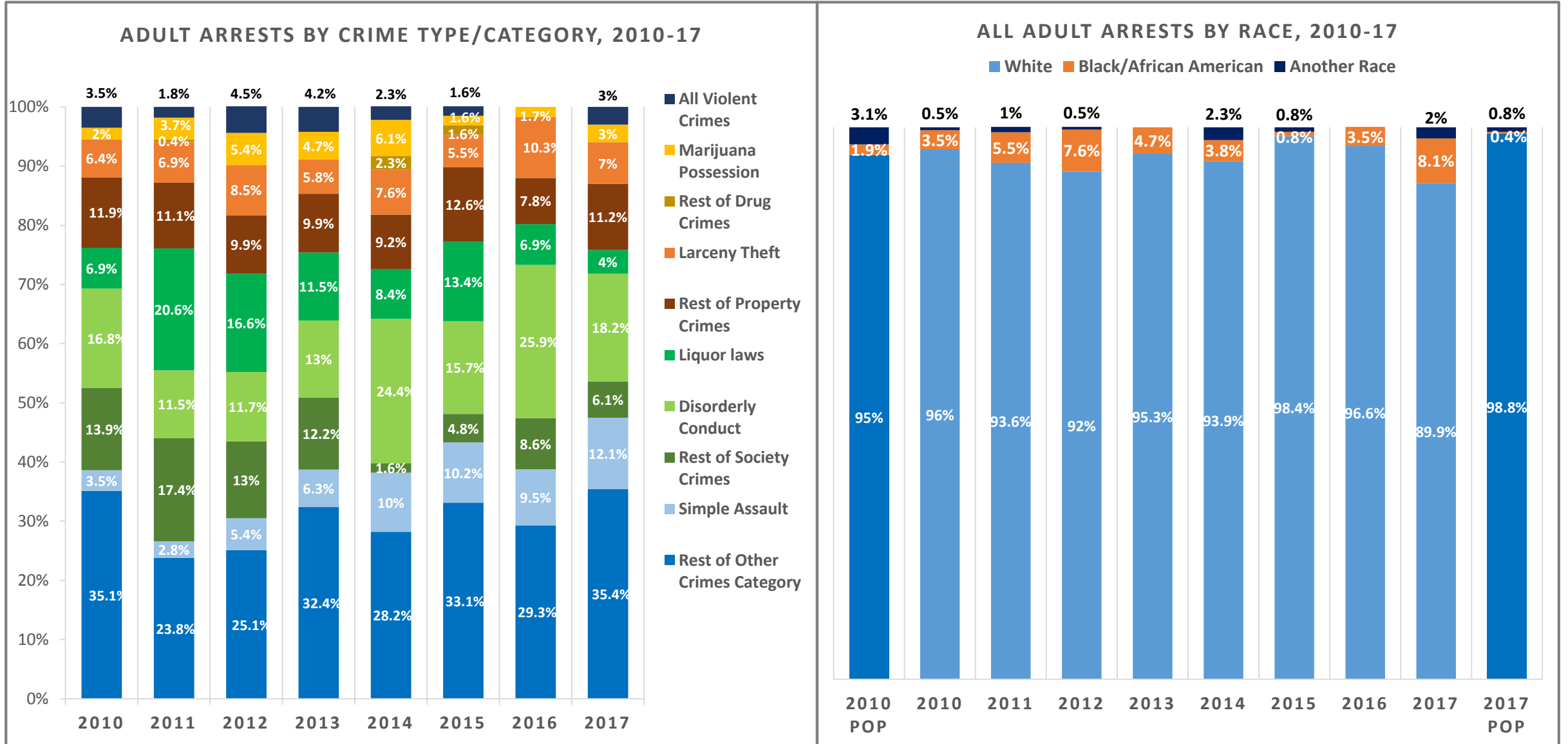
Adult Arrests Totals									
2010 Population	2010	2011	2012	2013	2014	2015	2016	2017	2017 Population
5,851	227	284	169	201	265	267	319	306	6,034

Adult Arrests by Edgerton Police Department, 2010-17



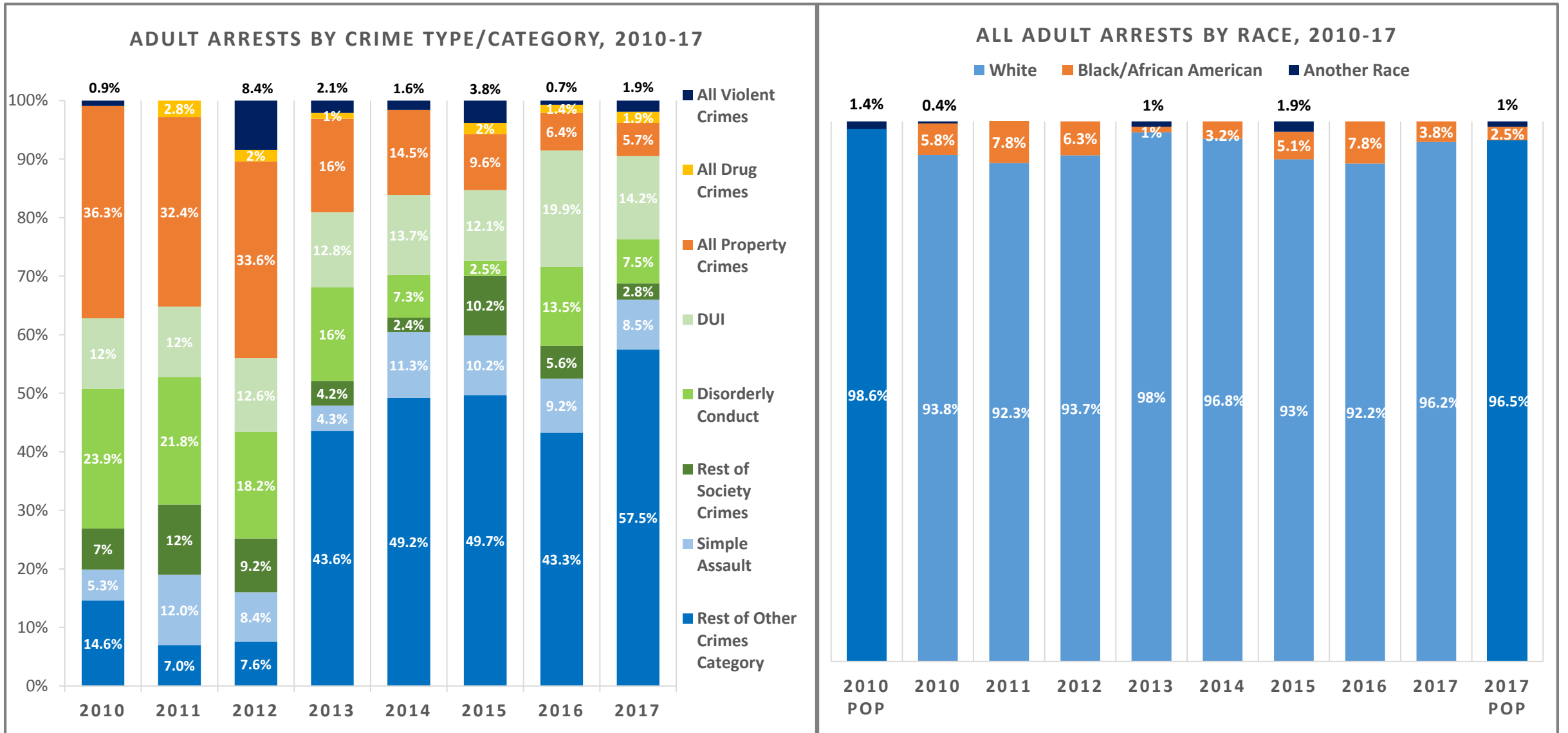
Adult Arrests Totals									
2010 Population	2010	2011	2012	2013	2014	2015	2016	2017	2017 Population
4,095	200	170	205	126	170	160	121	114	4,235

Adult Arrests by Evansville Police Department, 2010-17



Adult Arrests Totals									
2010 Population	2010	2011	2012	2013	2014	2015	2016	2017	2017 Population
3,486	202	218	223	191	131	127	116	99	3,659

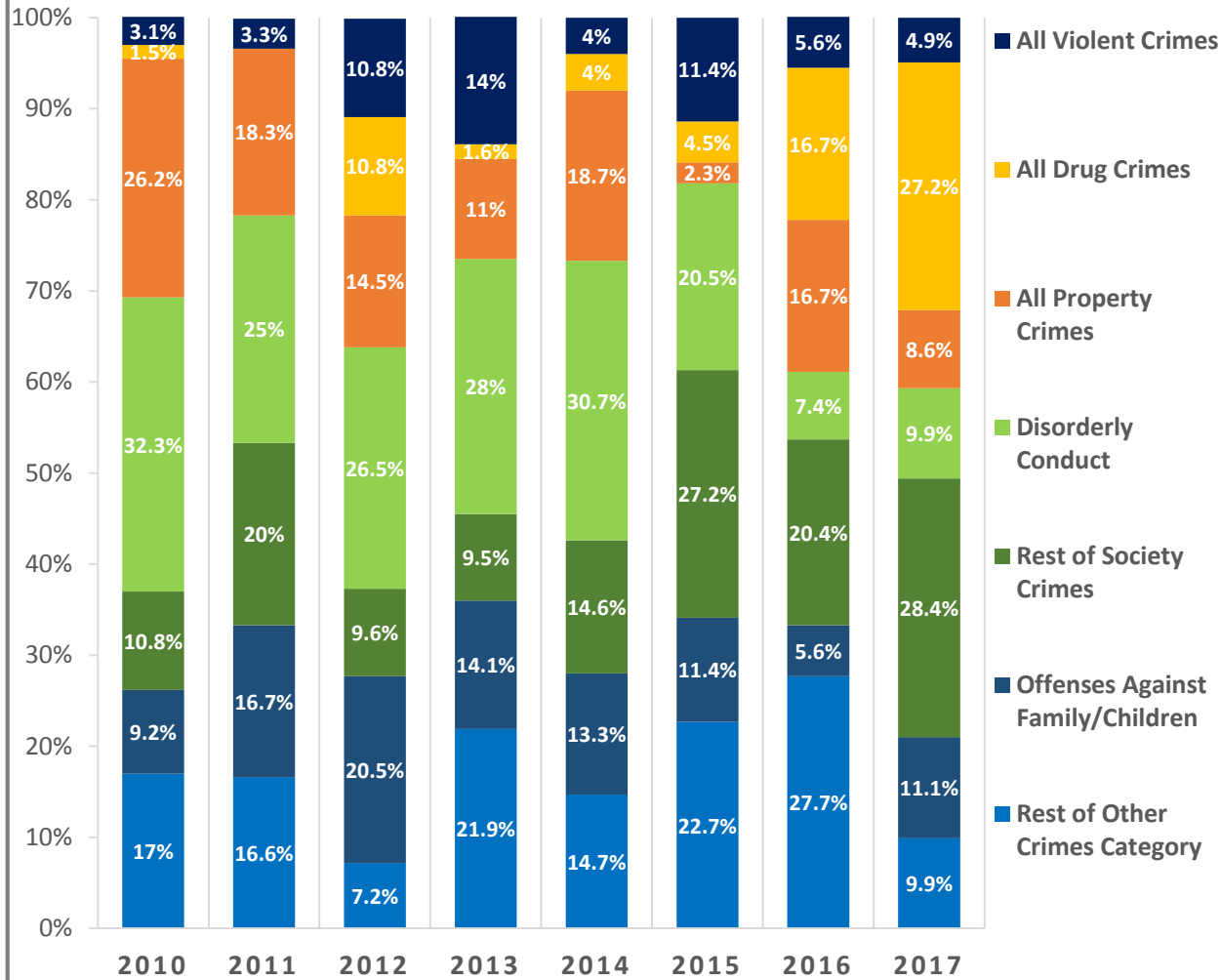
Adult Arrests by Milton Police Department, 2010-17



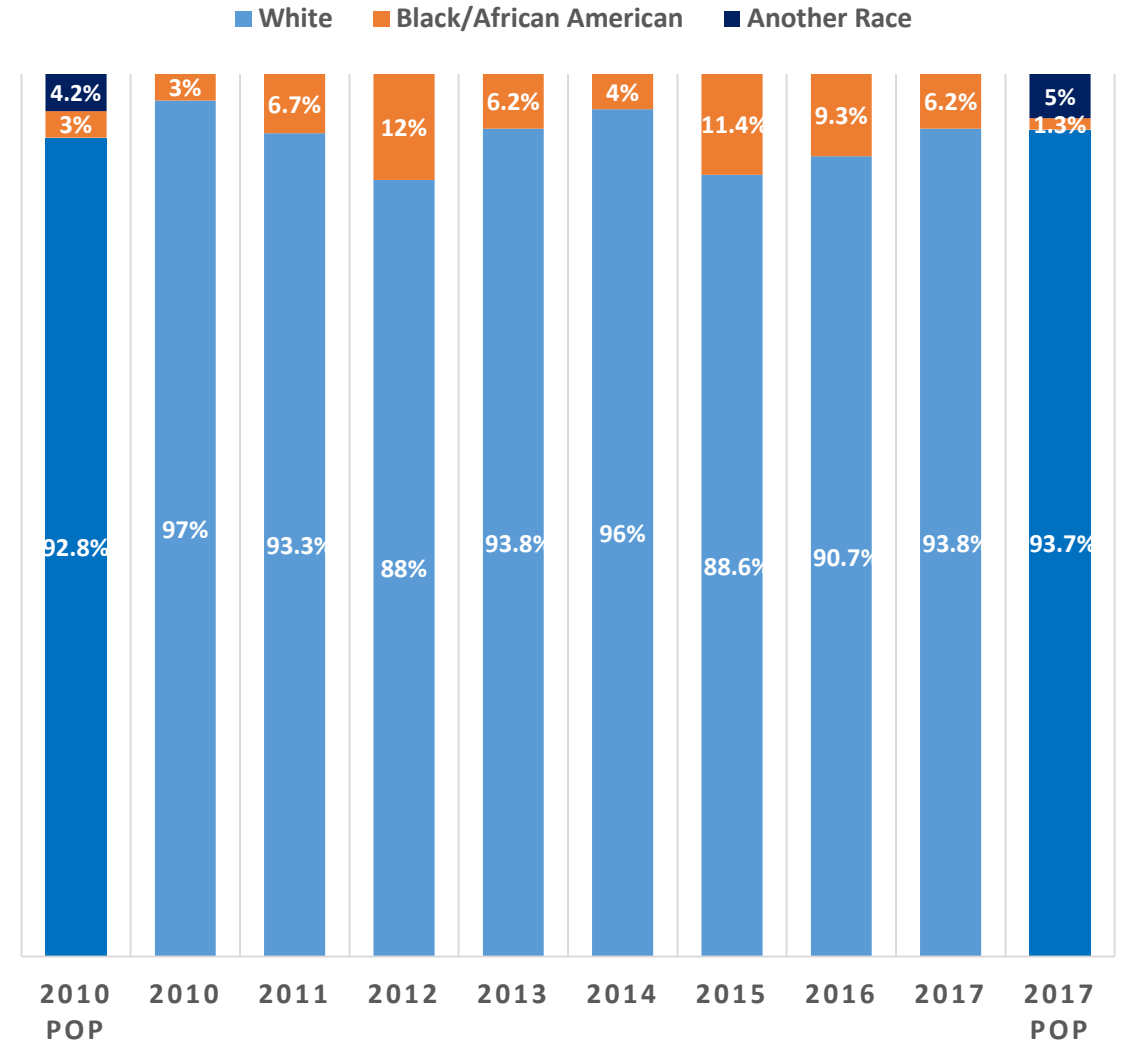
	Adult Arrests Totals								
2010 Population	2010	2011	2012	2013	2014	2015	2016	2017	2017 Population
4,153	226	142	143	94	124	157	141	106	4,188

Adult Arrests by Clinton Police Department, 2010-17

ADULT ARRESTS BY CRIME TYPE/CATEGORY, 2010-17



ALL ADULT ARRESTS BY RACE, 2010-17



	Adult Arrests Totals								
2010 Population	2010	2011	2012	2013	2014	2015	2016	2017	2017 Population
1,380	65	60	83	64	75	44	54	81	1,723